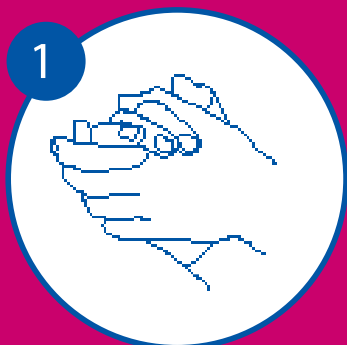


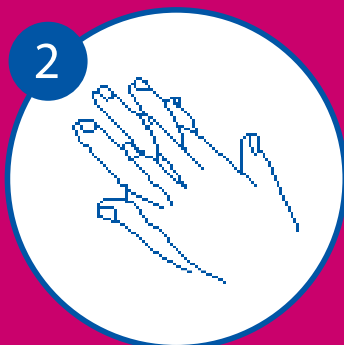


7 STEPS

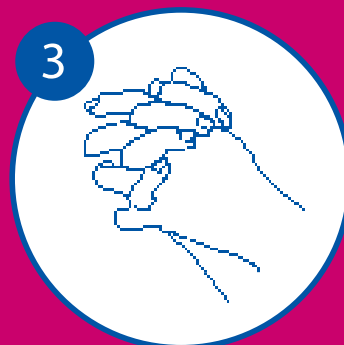
TO CLEAN HANDS WITH PURELL® HAND RUB



Rub palm to palm 5 times



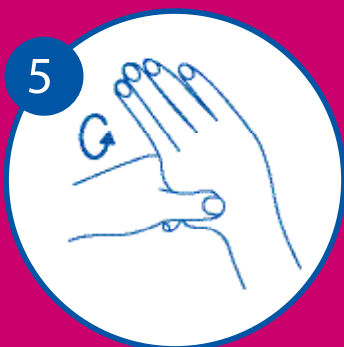
Rub right palm over back of left hand as far up as the wrist 5 times, and vice versa



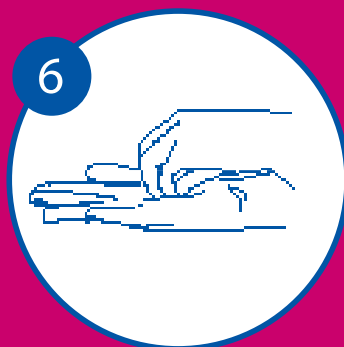
Rub hands together, palm against palm, fingers interlaced, 5 times



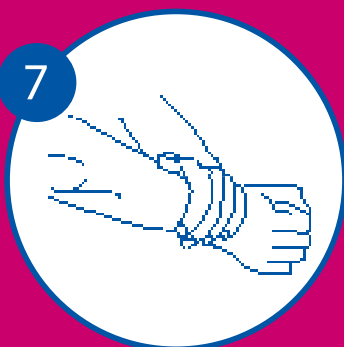
Rub the backs of the fingers, interlocked, to opposite palm 5 times



Use the left hand to clasp the right thumb and rub them together 5 times, and vice versa



Rub the fingers of the right hand against the left palm 5 times, and vice versa



Rub the right wrist with the left palm and vice versa

USE HAND RUB
WHEN HANDS ARE
NOT VISIBLY SOILED

